

Vaccine Contamination with Retroviruses

**Associated with Autism, Chronic Fatigue Syndrome,
Cancer, Parkinson's, ALS, Alzheimer & COVID19**

Judy A. Mikovits, PhD

AAO

May 13, 2021

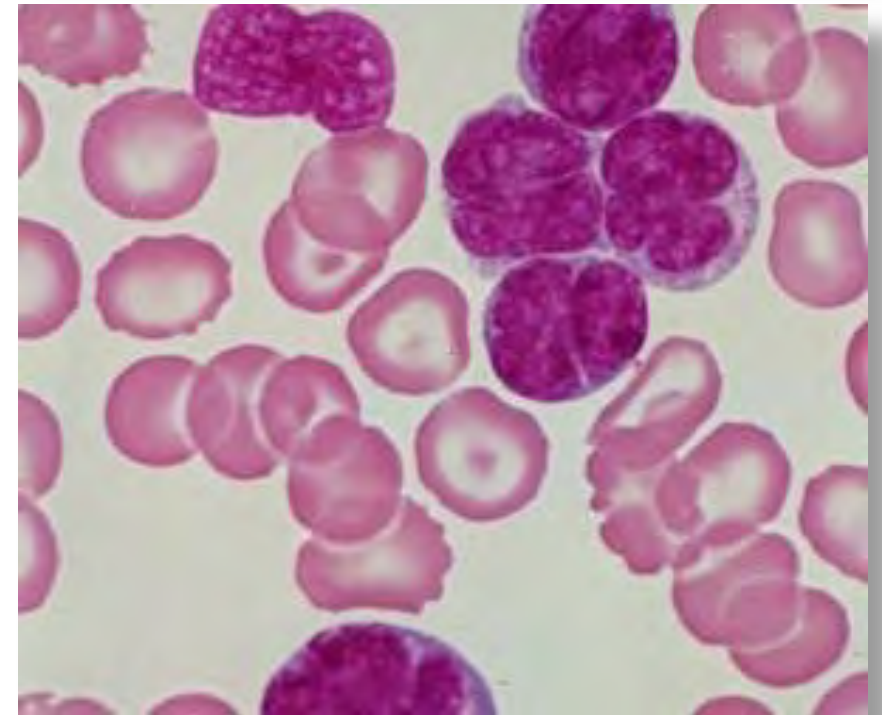
Once Rare, Now in every family and ALL Associated with Human Retroviruses Acquired Immune Deficiencies (AIDS)

Cancer	Auto-Immune Diseases	CNS
Prostate*	Lupus	ME/CFS*
Breast*	Crohn's*	Gulf War Syndrome*
Multiple Myeloma*	Hashimoto's Thyroiditis*	Autism/ASD*
Non Hodgkin's Lymphoma*	Polymyositis	MS*
Chronic Lymphocytic Leukemia*	Sjogren's syndrome	Parkinson's*
Mantle Cell Lymphoma*	Bechet's Disease*	ALS*
Hairy Cell Leukemia	Primary Biliary Cirrhosis*	Fibromyalgia
Bladder*	IBD*	Chronic Lyme Disease*
Colorectal	Psoriasis, dermatitis	OCD
Kidney*		ADHD
Ovarian*		
* RT Activity, RV sequences or proteins, antibodies to RV proteins		

1980 Discovery of HTLV-I

Pathogenesis:

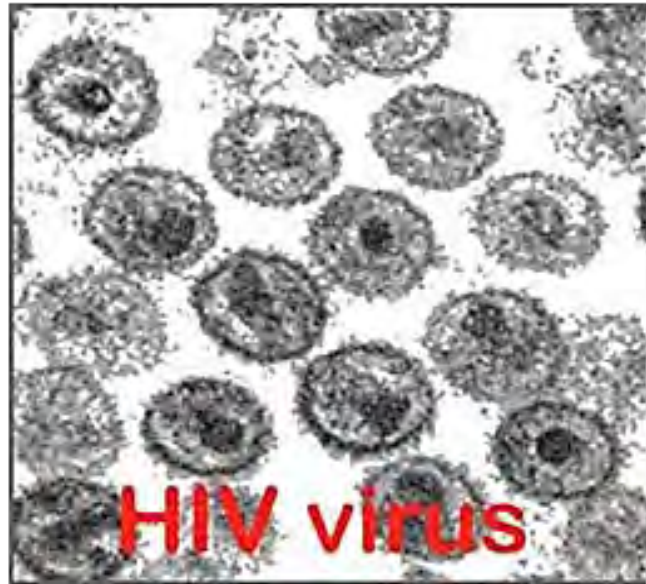
- Asymptomatic in majority of individuals
- 5% lifetime risk of developing either type of disease:
 - Adult T cell leukemia
 - Clonal malignancy of CD4⁺ T cells
 - Long latency; Immune deficiency
 - Inflammatory syndromes not realized until decade later
 - HTLV-I associated myelopathy/Tropical spastic paraparesis
 - Uveitis
 - Arthropathy
 - Sjogren's Syndrome



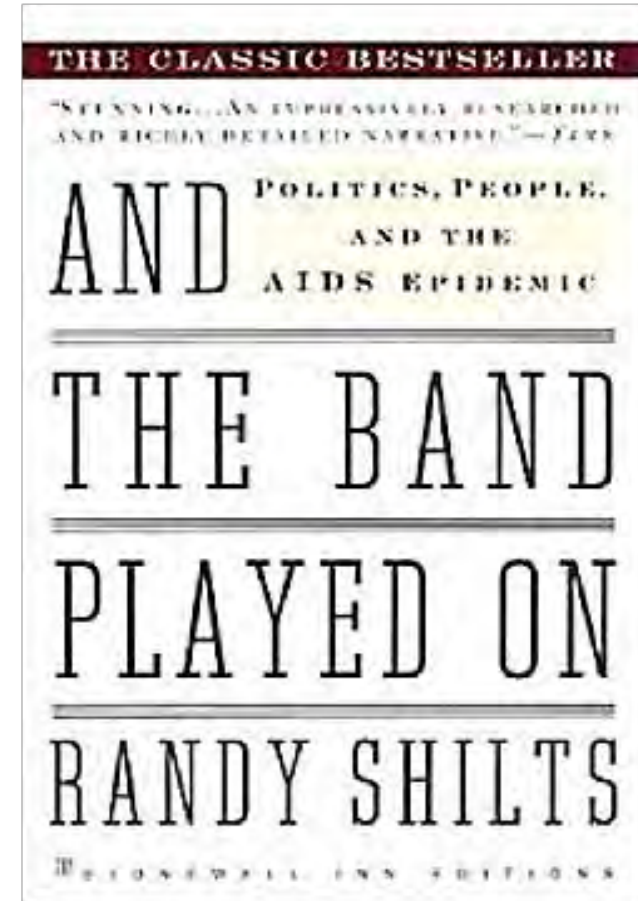
Political Influence on Scientific Research

The Impact it has on us ALL

HIV -1 Isolation- 1982

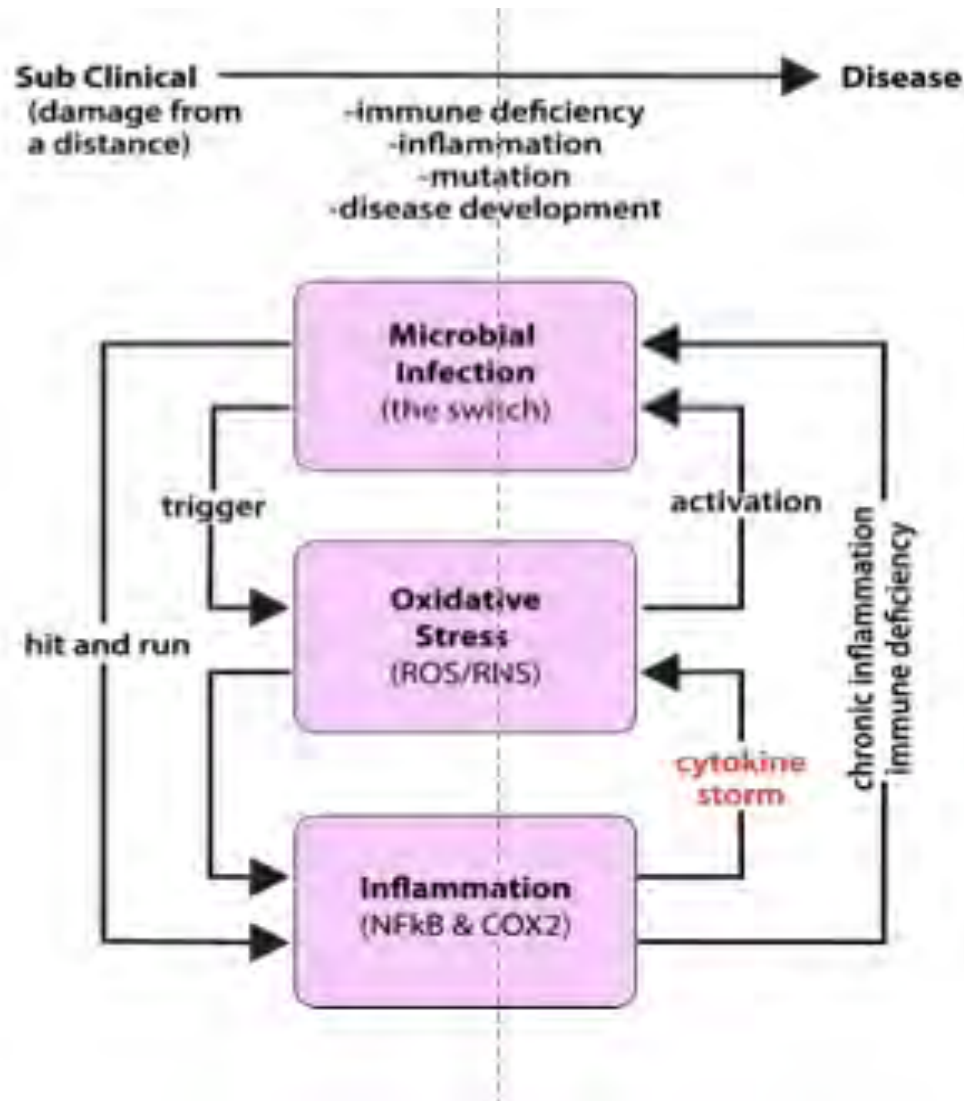


November 7,1991



MANY DEATHS BEFORE ESTABLISHMENT BELIEVED IN RETROVIRAL CAUSE

Contribution of Vaccines to the Development of Chronic Disease



- Key Contributors to Chronic Disease: **The Disease Engine**
- T cell Metabolic Failure Induces accumulation of Circulating Cytokines:
- Chronic Inflammation associated with Aging : INFLAMM-AGING

Populations susceptible to serious adverse reactions from COVID19 mRNA Vaccines and Toxic MASKs

Prostate Cancer*	Crohn's Disease*	Gulf War Syndrome*
Breast Cancer *	Hashimoto's Thyroiditis*	Autism / ASD*
Multiple Myeloma*	Polymyositis*	Multiple Sclerosis*
Non-Hodgkins Lymphoma*	Sjogren's Syndrome *	Parkinson's*
Chronic Lymphocytic Leukemia*	Bechet's Disease*	ALS*
Mantle Cell Lymphoma*	Primary Biliary Cirrhosis*	Fibromyalgia*
Hairy Cell Leukemia*	Inflammatory Bowel Disease*	Chronic Lyme Disease*
Bladder Cancer *	Psoriasis, Dermatitis	OCD*
Colorectal Cancer*	Diabetes*	ADHD*
Kidney Cancer *	Cardiovascular Disease*	PTSD*
Ovarian Cancer*	ME / CFS*	Psychosis*
Neuroendocrine Tumors*	Lupus/SLE*	Rheumatoid Arthritis*

* Associated With Imbalanced host response to SARS-CoV2

Partial list of vaccine ingredients in commonly given vaccines

- Aluminum (4 forms)
- Formaldehyde
- Glutaraldehyde
- 2-phenoxyethanol
- Polysorbate 80
- Neomycin, polymyxin B

- Lactose, casein
- Sodium borate
- Yeast proteins and Yeast DNA
- Beta-propiolactone
- Triton X-100 → Ethylene oxide
- Thimerosal

- **Animal cells**

- Bovine serum (several forms)
- Avian serum - chicken
- Egg protein – ovalbumin
- VERO cells – monkey
- Dog kidney cells (MDCK)
- Insect cells

- **Human cells**

- WI-38
- MRC-5
- PER.C6

NO TESTING

➤ **FOR ANTIBODIES**

➤ **FOR SYNERGISTIC TOXICITY**



Many Factors important in Development of Chronic Diseases associated with Retroviruses

Subacute progression of human T-lymphotropic virus type I-associated myelopathy/tropical spastic paraparesis

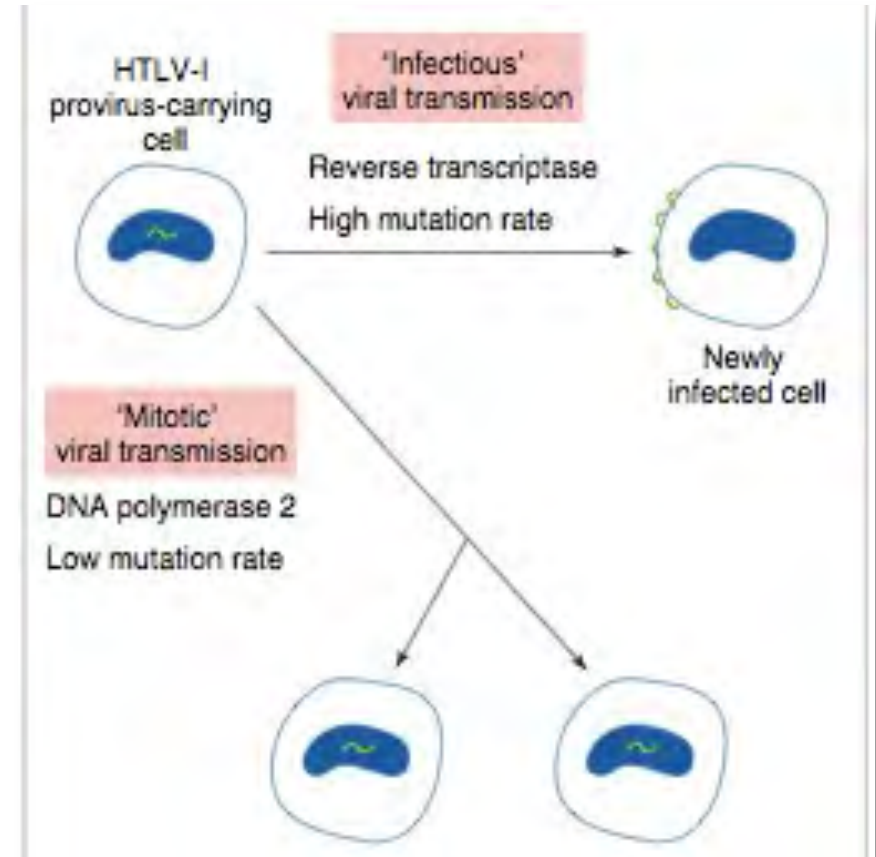
Journal of NeuroVirology

September 2007, Volume 13, Issue 5, pp 468–473

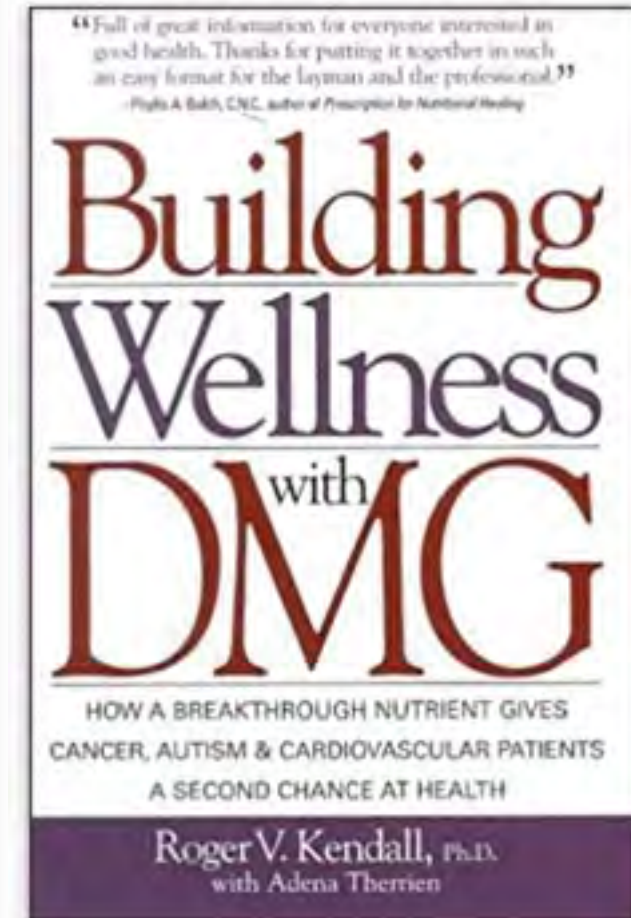
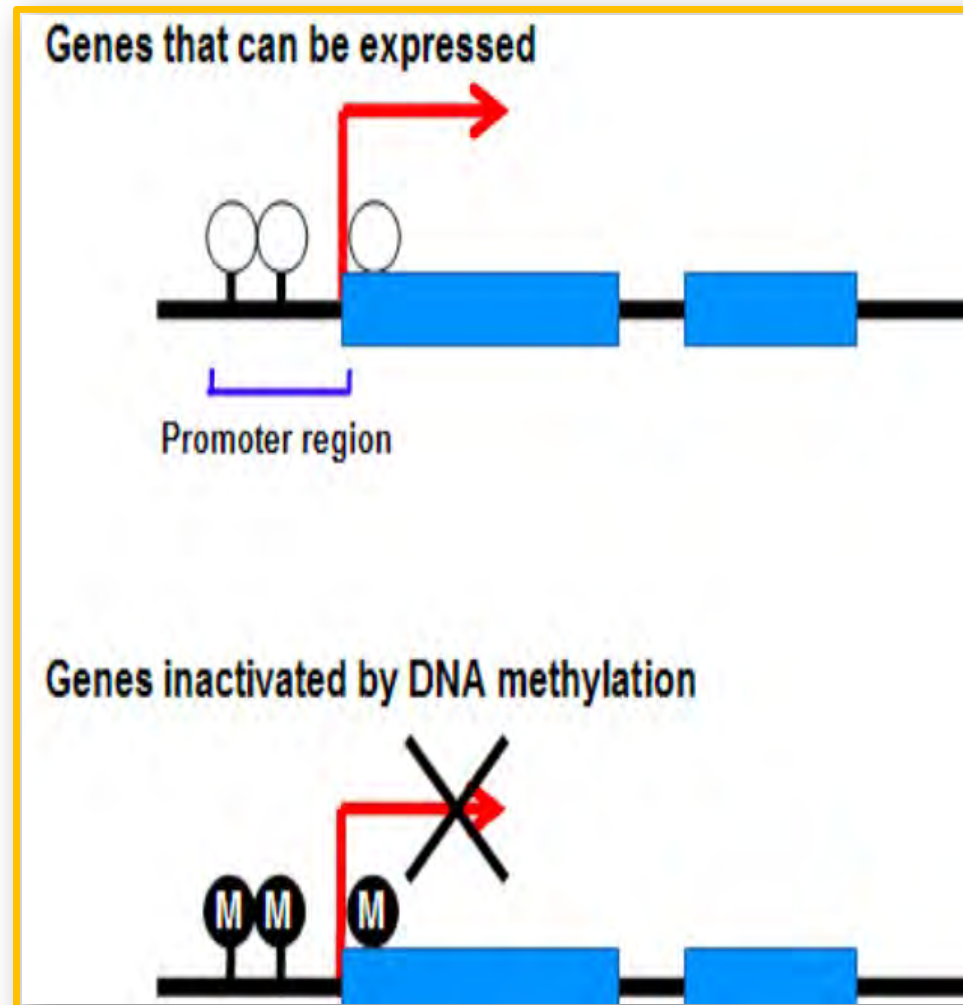
Marco A. Lima, Ramza C. Harab, Doris Schor, Maria J. Andrada-Serpa, Abelardo Q. C. Araújo

HAM/TSP Usually Chronic Slowly progressing

- Northeastern Brazil: rapid progression Necessitating Wheelchair in 2 Years
- 8% had rapid progression: Peru 21% had rapid progression
- No difference in Viral Load
- Early Recognition is critical, immune suppressive therapy BENEFICIAL EARLY



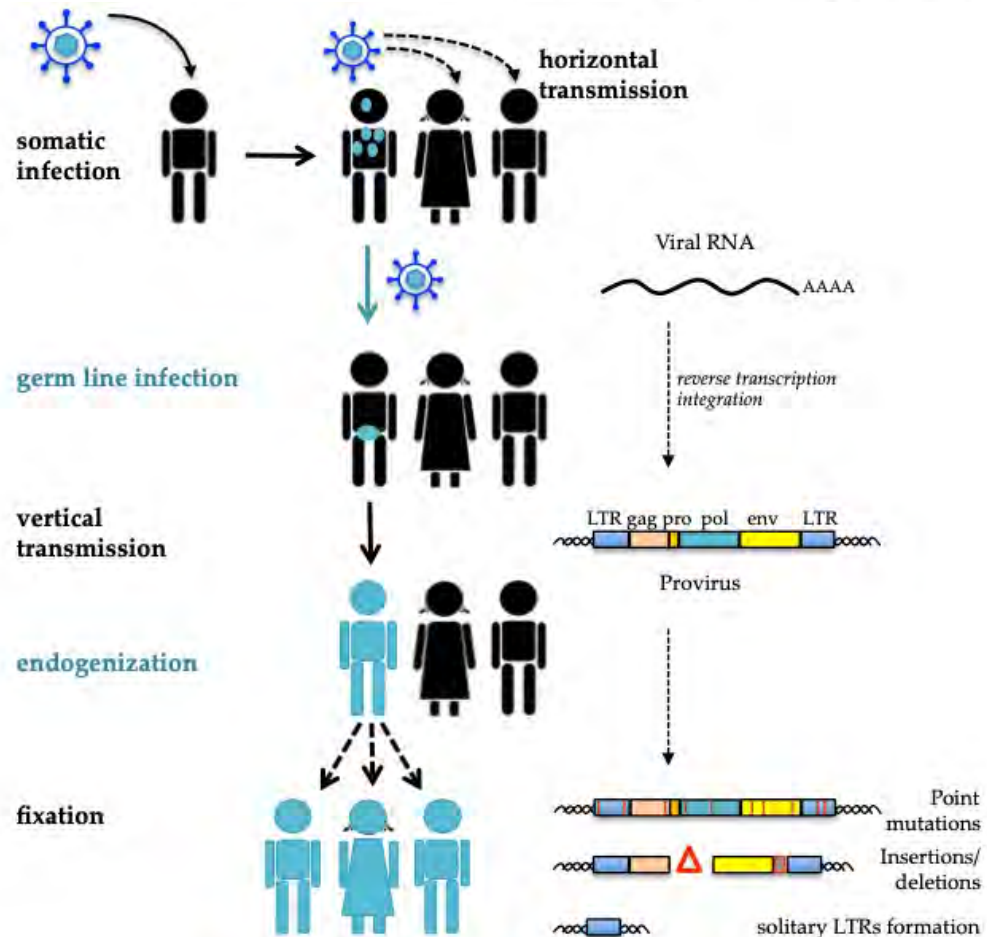
Retroviruses, heavy metals, GMOs, and environmental toxins: Drivers of Evolution/Devolution by way of DNA Methylation?



Mikovits JA, et al. (1998)
Molecular and Cellular Biology
18(9):5166.

Human Endogenous Retroviruses Are Ancient Acquired Elements Still Shaping Innate Immune Responses

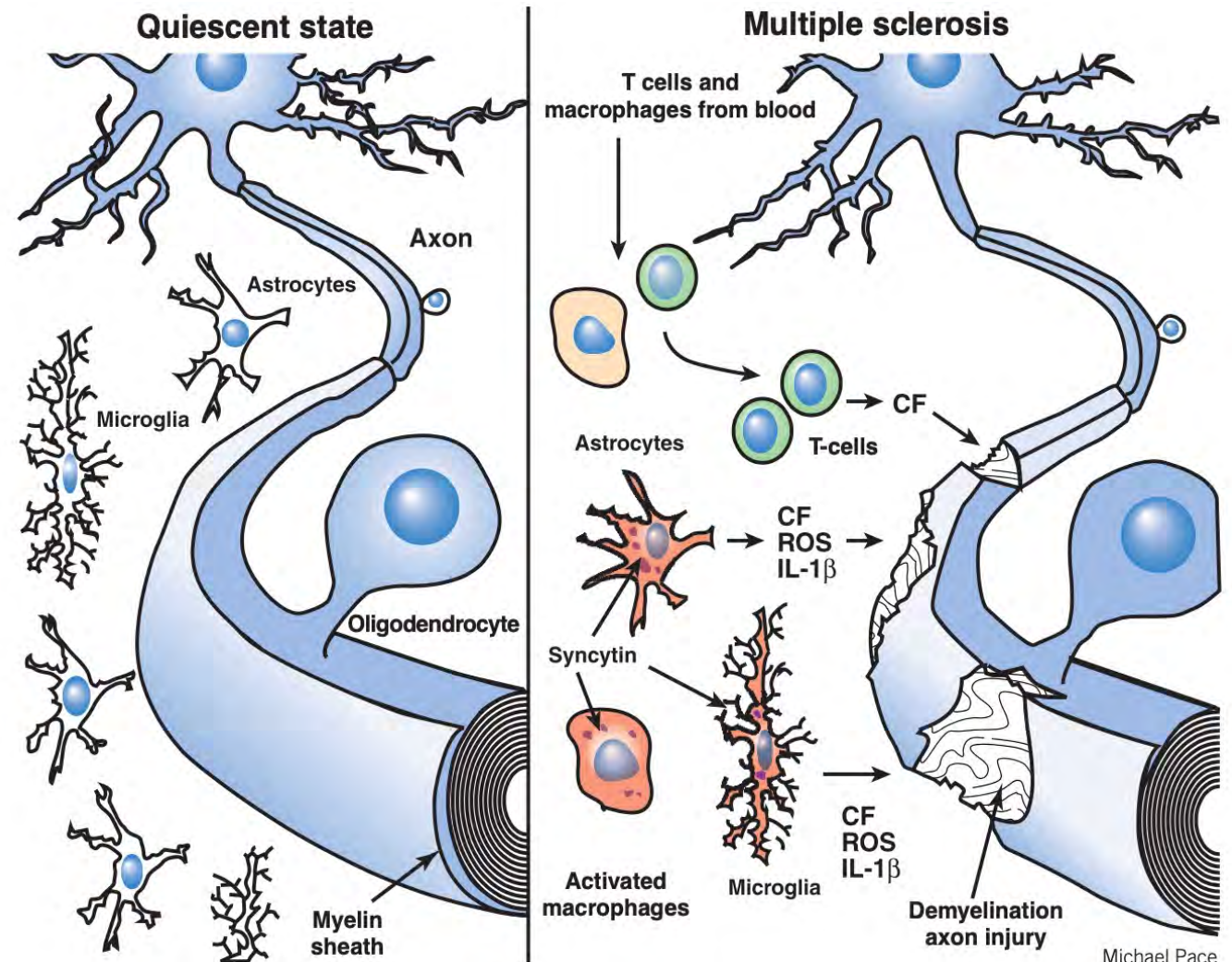
- 8% of our genome composed of sequences of viral origin
- stable elements at the interface between self and foreign DNA.
- HERV envelope proteins have been coopted for pregnancy-related purposes
- LTR participate in the transcriptional regulation of cellular genes
- HERV basal expression in most healthy tissues
- HERV RNA, DNA, Proteins shape & expand the interferon network
- HERVs play a central role in the evolution and functioning of human innate immunity



Ancient viral protein enrages astrocytes in multiple sclerosis

Syncytin is a viral envelope protein encoded in the human genome.

- New work in this area indicates that it is activated in multiple sclerosis astrocytes and microglia, contributing to the inflammation-induced myelin destruction that causes disease symptoms.



Infectious Virus is not Necessary to *Cause* Disease when Viral proteins and nucleic acids are Injected into the body!

Murgai et al. *Retrovirology* 2013, **10**:34
<http://www.retrovirology.com/content/10/1/34>



RESEARCH

Open Access

Xenotropic MLV envelope proteins induce tumor cells to secrete factors that promote the formation of immature blood vessels

Meera Murgai¹, James Thomas², Olga Cherepanova¹, Krista Delviks-Frankenberry⁴, Paul Deeble³, Vinay K Pathak⁴, David Rekosh⁵ and Gary Owens^{1*}

Abstract

Background: Xenotropic Murine leukemia virus-Related Virus (XMRV) is a γ -retrovirus initially reported to be present within familial human prostate tumors and the blood of patients with chronic fatigue syndrome. Subsequent studies however were unable to replicate these findings, and there is now compelling evidence that the virus evolved through rare retroviral recombination events in human tumor cell lines established through murine xenograft experiments. There is also no direct evidence that XMRV infection has any functional effects that contribute to tumor pathogenesis.

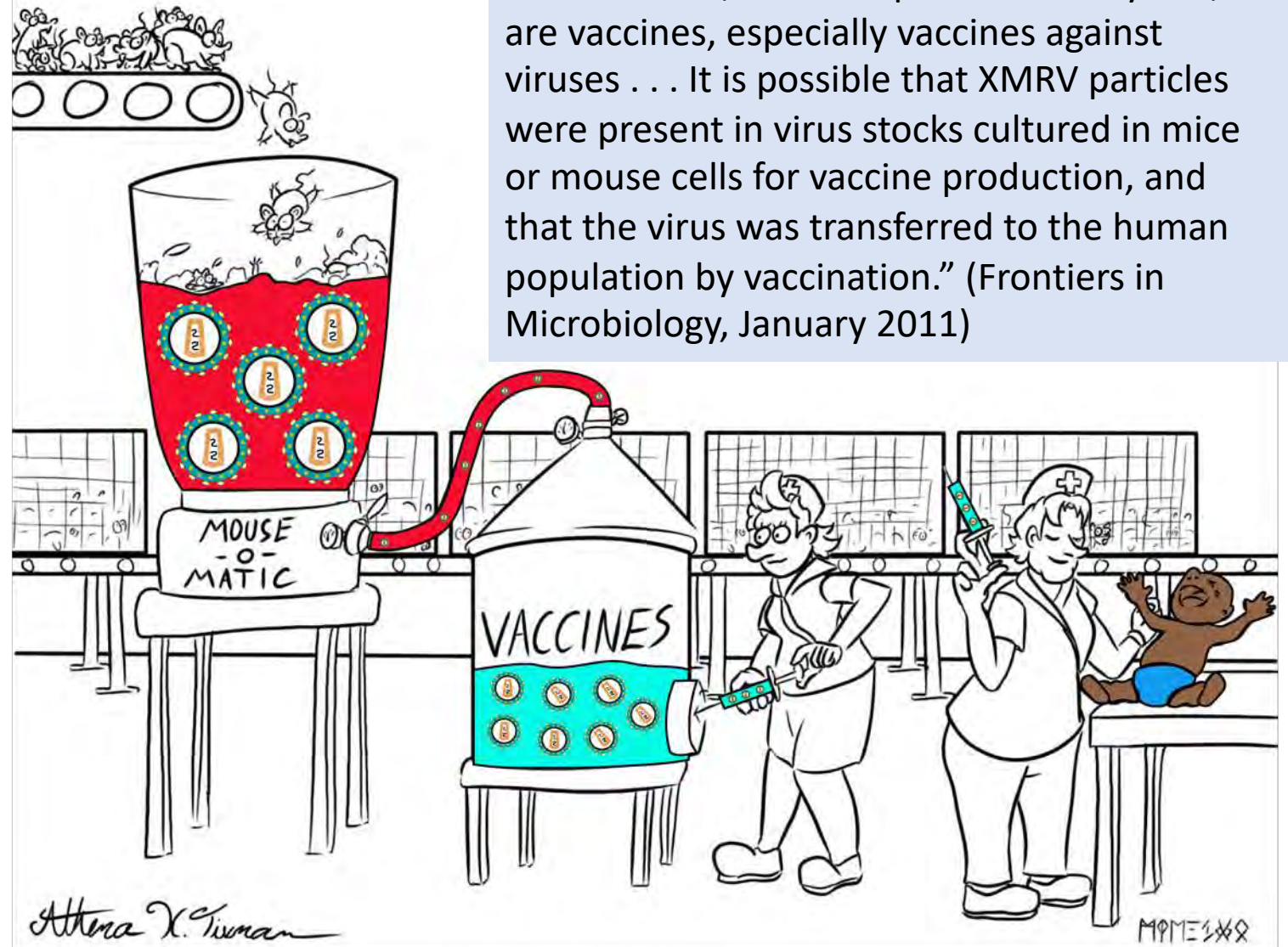
Results: Herein we describe an additional xenotropic MLV, "B4rv", found in a cell line derived from xenograft experiments with the human prostate cancer LNCaP cell line. When injected subcutaneously in nude mice, LNCaP cells infected with XMRV or B4rv formed larger tumors that were highly hemorrhagic and displayed poor pericyte/smooth muscle cell (SMC) investment, markers of increased metastatic potential. Conditioned media derived from XMRV- or B4rv-infected LNCaPs, but not an amphotropic MLV control virus infected LNCaPs, profoundly decreased expression of marker genes in cultured SMC, consistent with inhibition of SMC differentiation/maturation. Similar effects were seen with a chimeric virus of the amphotropic MLV control virus containing the XMRV *env* gene, but not with an XMRV chimeric virus containing the amphotropic MLV *env* gene. UV-inactivated XMRV and pseudovirions that were pseudotyped with XMRV envelope protein also produce conditioned media that down-regulated SMC marker gene expression *in vitro*.

Conclusions: Together these results indicate that xenotropic MLV envelope proteins are sufficient to induce the production of factors by tumor cells that suppress vascular SMC differentiation, providing evidence for a novel mechanism by which xenotropic MLVs might alter tumor pathogenesis by disrupting tumor vascular maturation. Although it is highly unlikely that either XMRV or B4rv themselves infect humans and are pathogenic, the results suggest that xenograft approaches commonly used in the study of human cancer promote the evolution of novel retroviruses with pathogenic properties.

ENV proteins from both viruses impact tumor pathogenesis (change microvasculature)
Similarities to vascular pathologies seen in ME/CFS, CANCER, AUTISM, AIDS & Vaccine injuries
Microvasculature aberrations caused solely by XMRV ENV protein

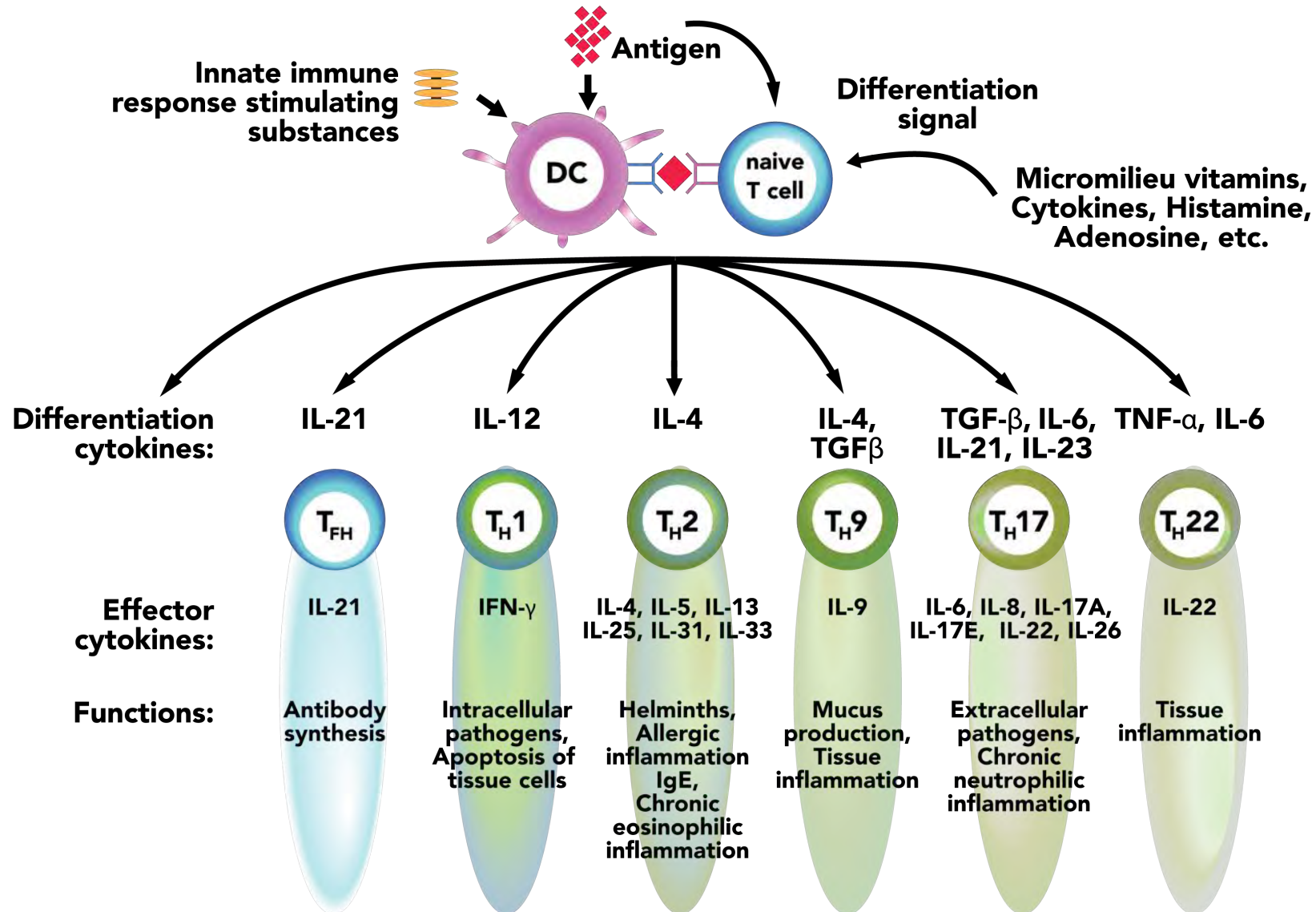
“Although it is highly unlikely that either XMRV, VP62 or B4Rv infect humans and are pathogenic, the results suggest that xenograft approaches commonly used in these studies of human cancer promote the evolution of novel RVs with pathogenic properties. Similar RVs may have evolved to infect humans!”

How did mouse retroviruses get into humans?



“One of the most widely distributed biological products that frequently involved mice or mouse tissue, at least up until recent years, are vaccines, especially vaccines against viruses . . . It is possible that XMRV particles were present in virus stocks cultured in mice or mouse cells for vaccine production, and that the virus was transferred to the human population by vaccination.” (Frontiers in Microbiology, January 2011)

Activation of the cellular Immune system is important in the pathogenesis of human Retrovirus Associated Disease



Dendritic Cells vs. Viruses

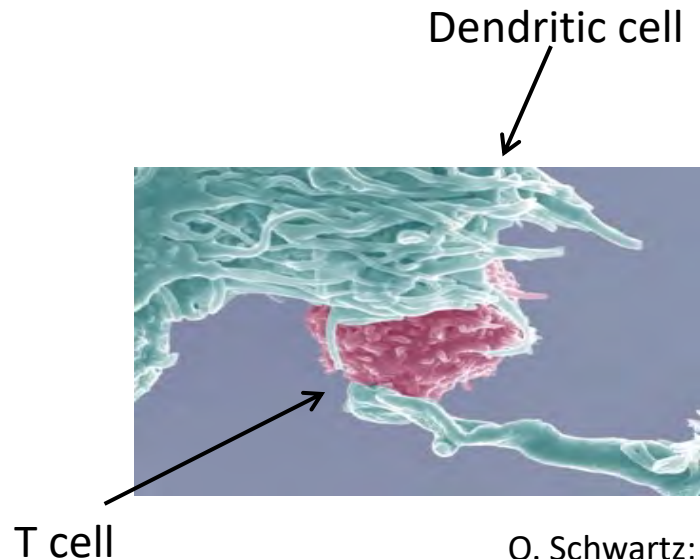
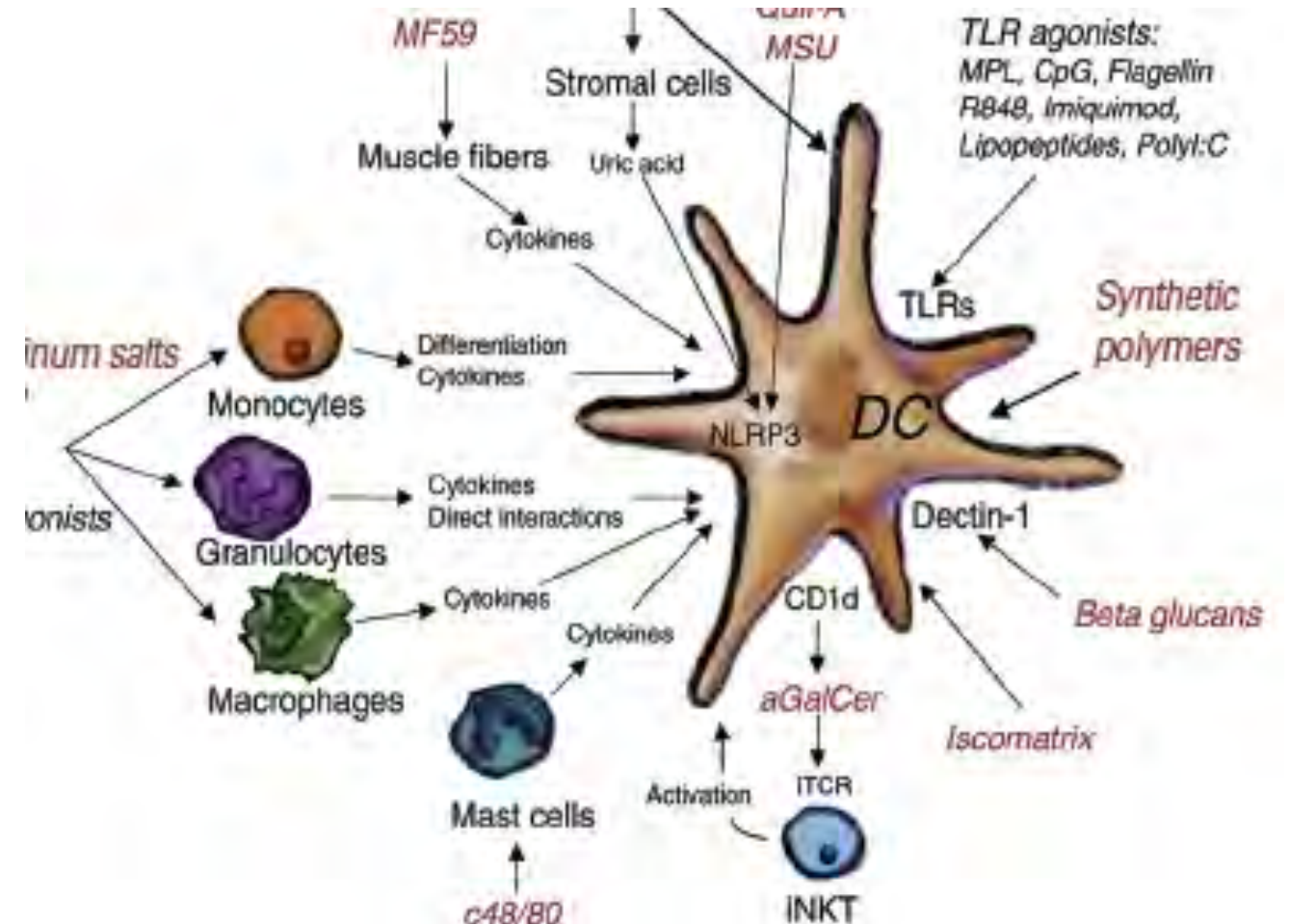
Unintended Consequences of Inappropriate Immune Activation

Many viruses use DC to facilitate spread:

- Some viruses infect DC, then are transmitted to target cells
- Other viruses are transmitted by DC without infection

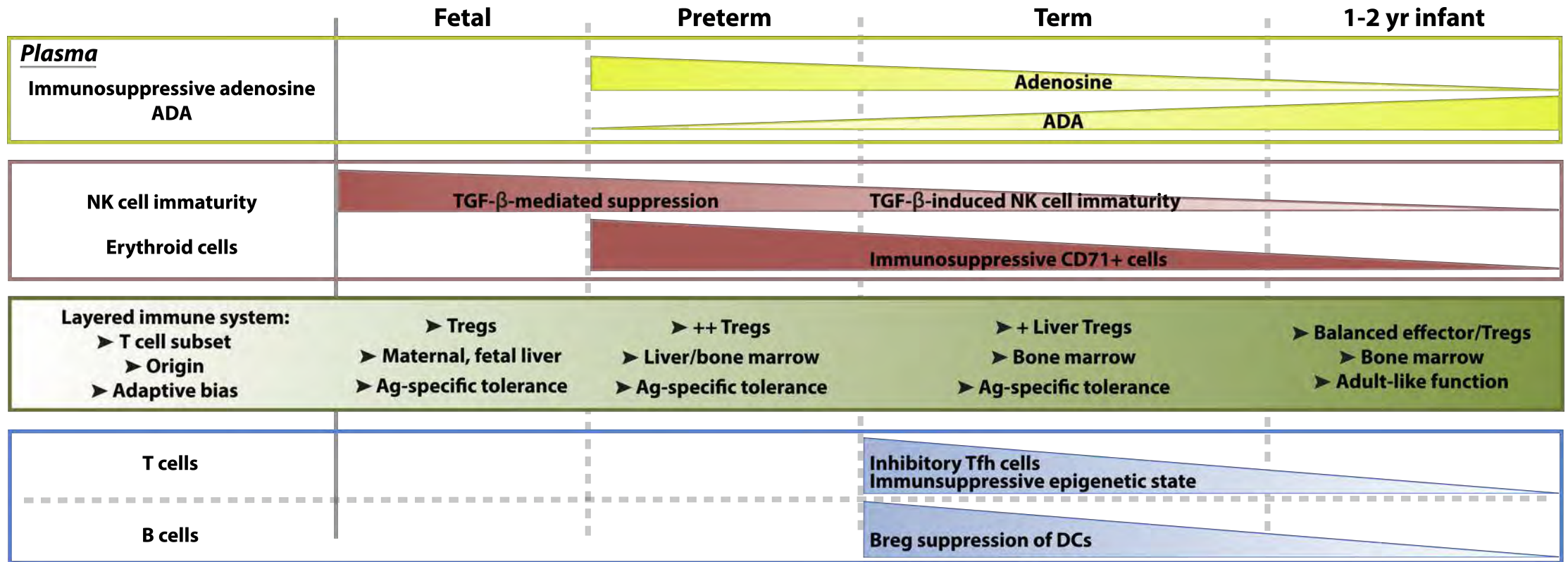
Viruses can interfere with immune responses:

- Inhibit maturation and/or migration of immature DC
- Alter cytokine/chemokine production
- Cause apoptosis
- Impair (or enhance) DC function



O. Schwartz;
Nat Cell Bio

Immunity is not static: it changes with age; many unique features in early life



TRENDS in immunology

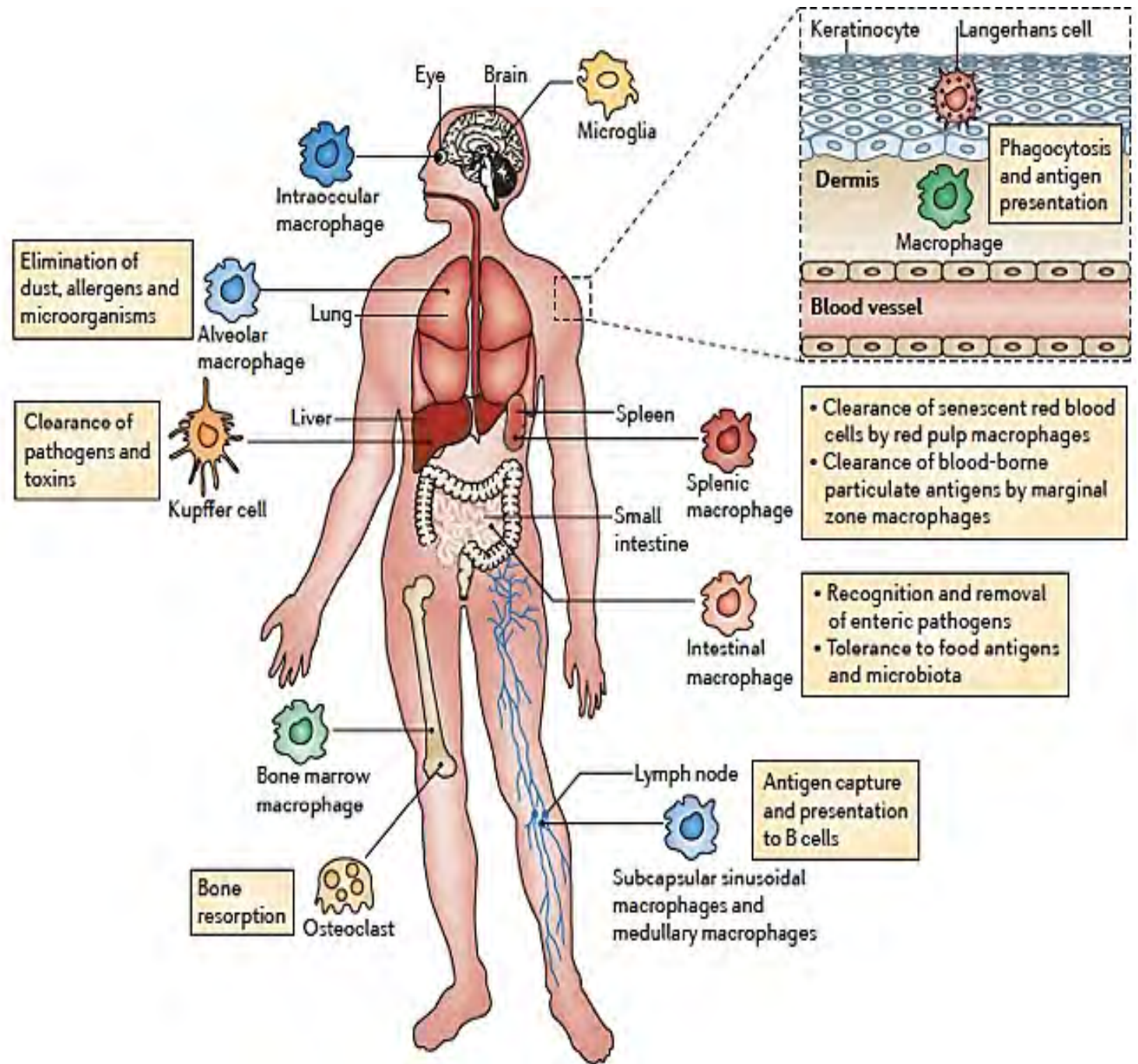
The Brain and The Immune System are inextricably linked from Conception

Monocyte/Macrophage as the Driver of AIDS

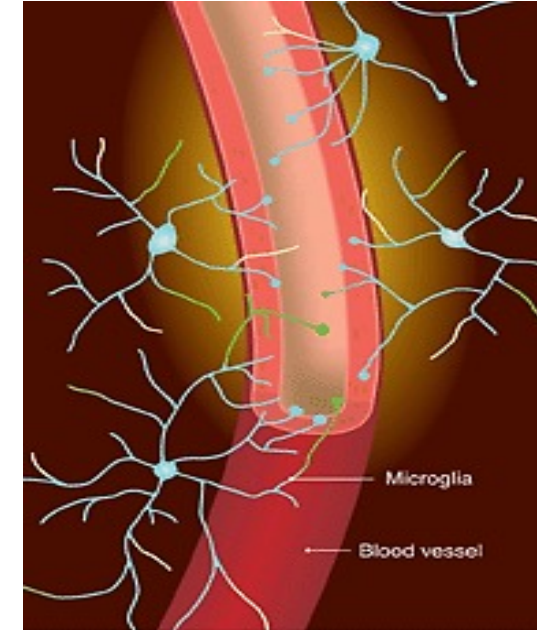
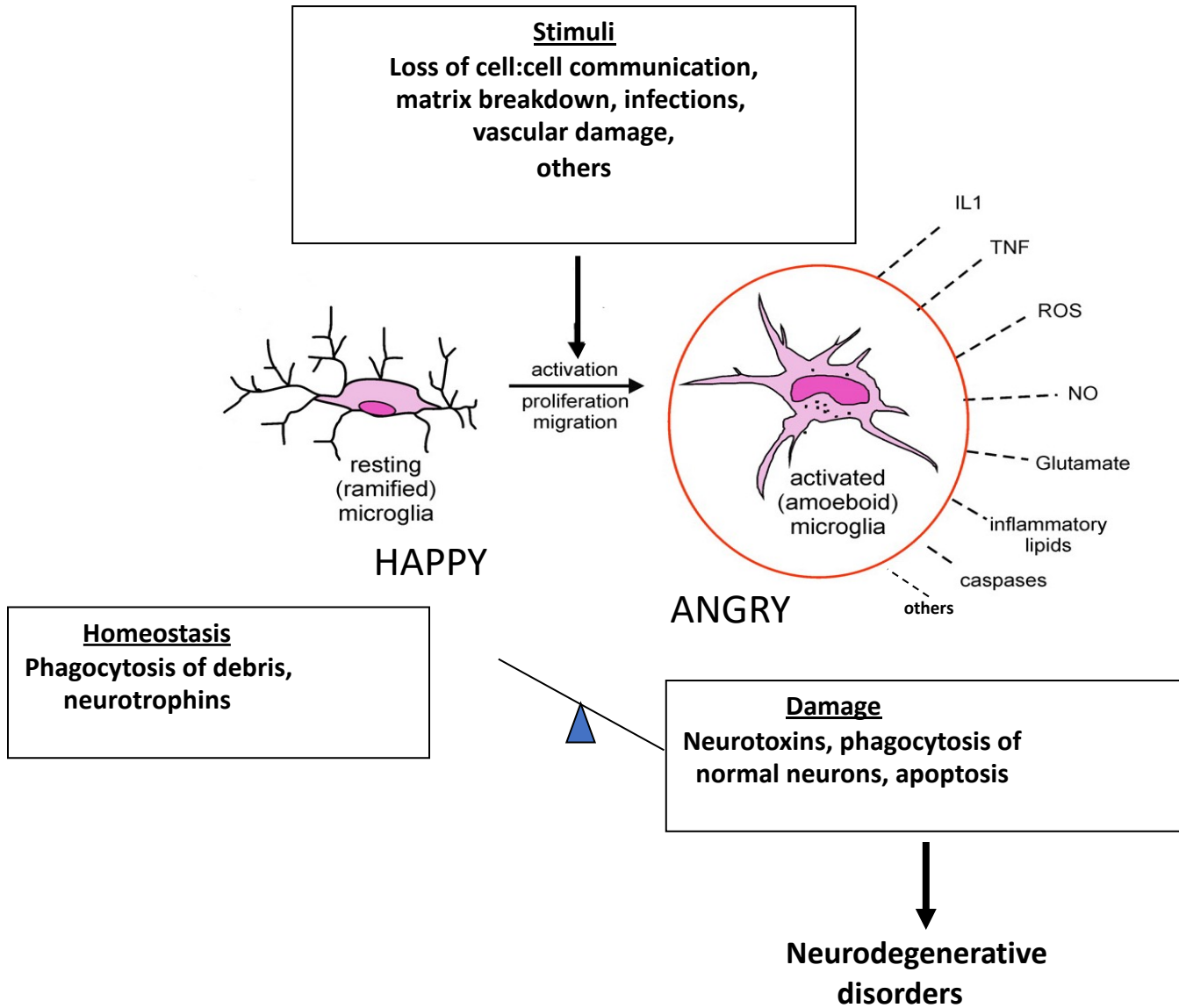
- Express Purinergic Receptors:
- P2XR and P2YR
- Express eCS Receptors

Tissue Macrophages perform Key Homeostatic Functions Modulated by

- Cannabinoids, terpenes
- Type 1 interferons
- Natural products: quercetin, milk thistle, CBAs, GcMAF resveratrol
- Peptide T
- Suramin



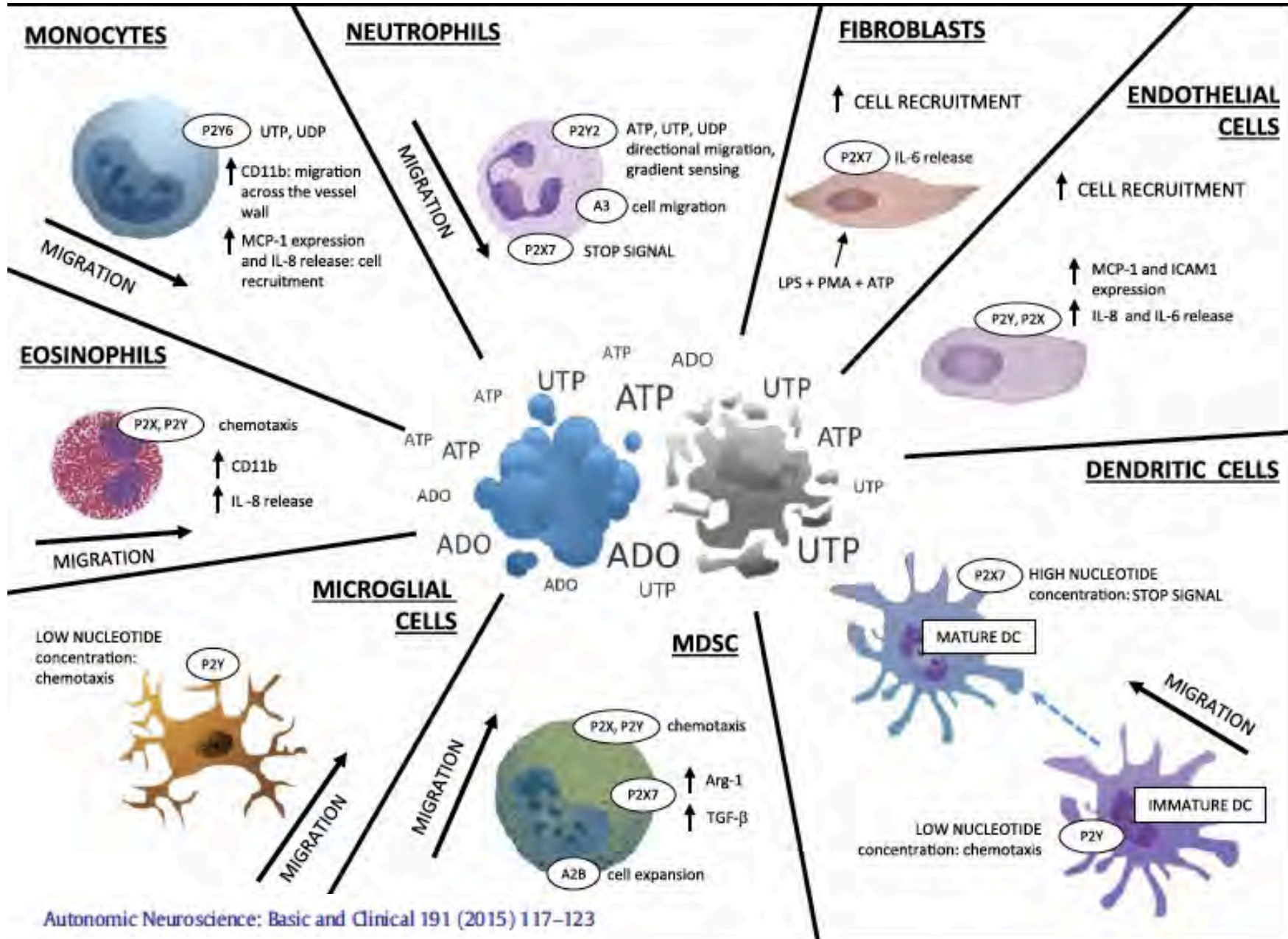
Microglia Activation in Neurodegeneration



Fetler, L and S Amigorena,
Science 2005, 309:392

- Parkinson's disease
- Alzheimer's disease
- Multiple sclerosis
- Autism
- ME/CFS

Purinergic Signaling plays a critical Role In Chemotaxis of Multiple Cell Types

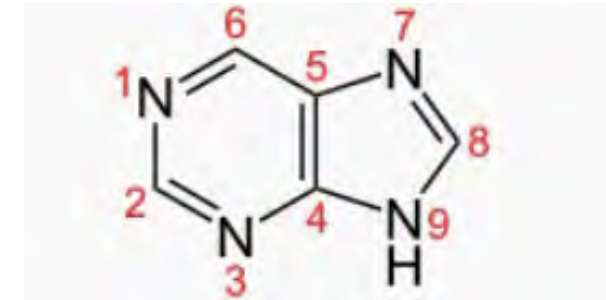
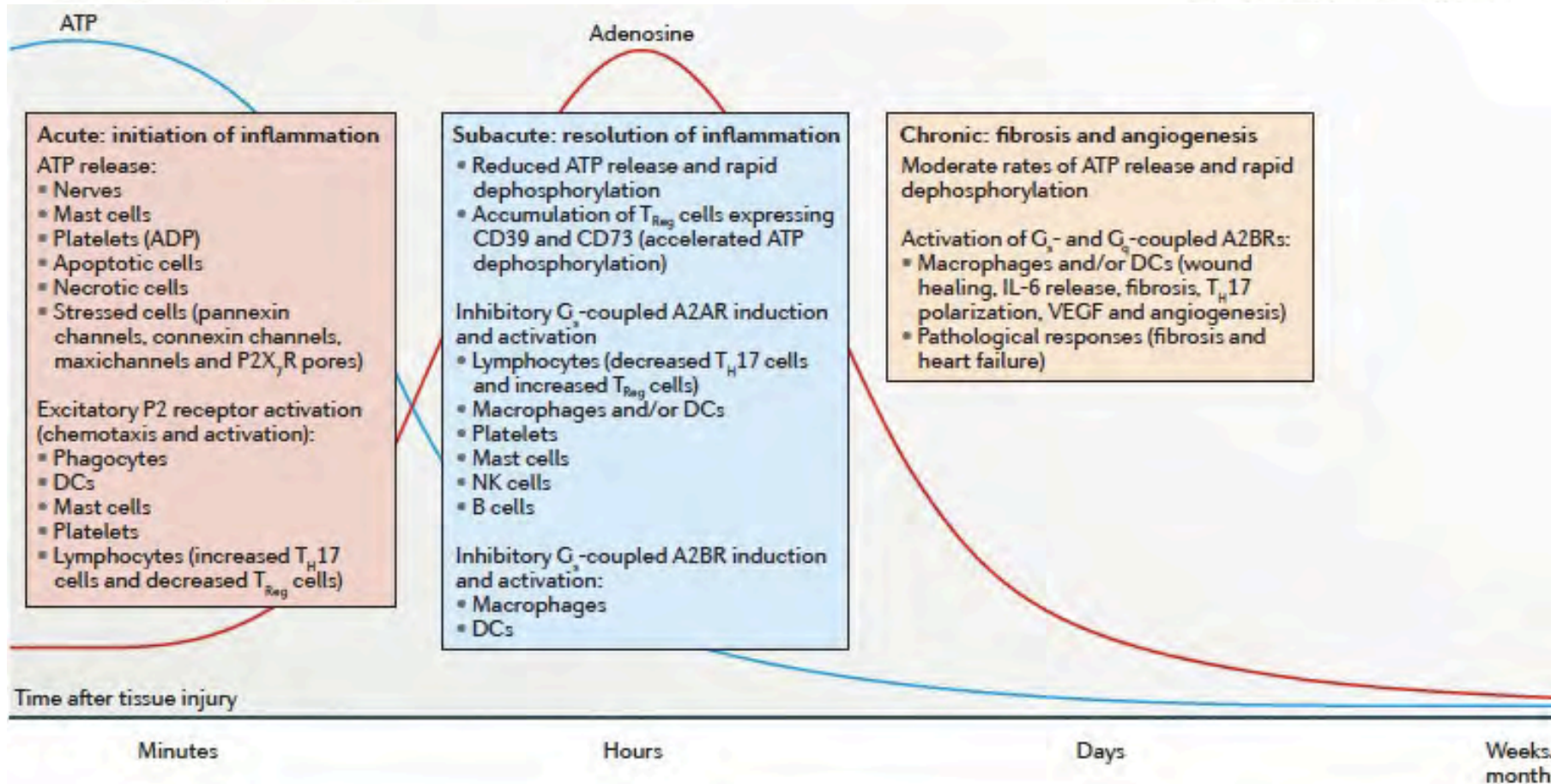


Purinerergic regulation of the immune system

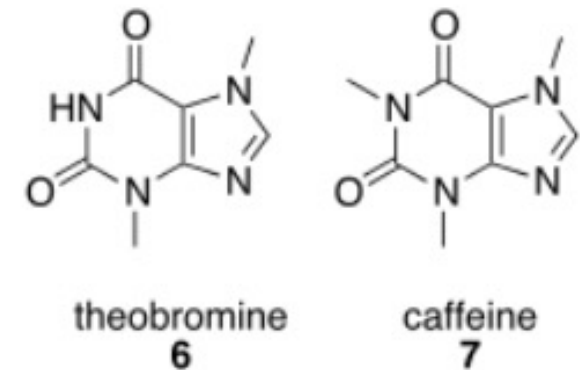
Caglar Cekic¹ and Joel Linden²

NATURE REVIEWS | IMMUNOLOGY

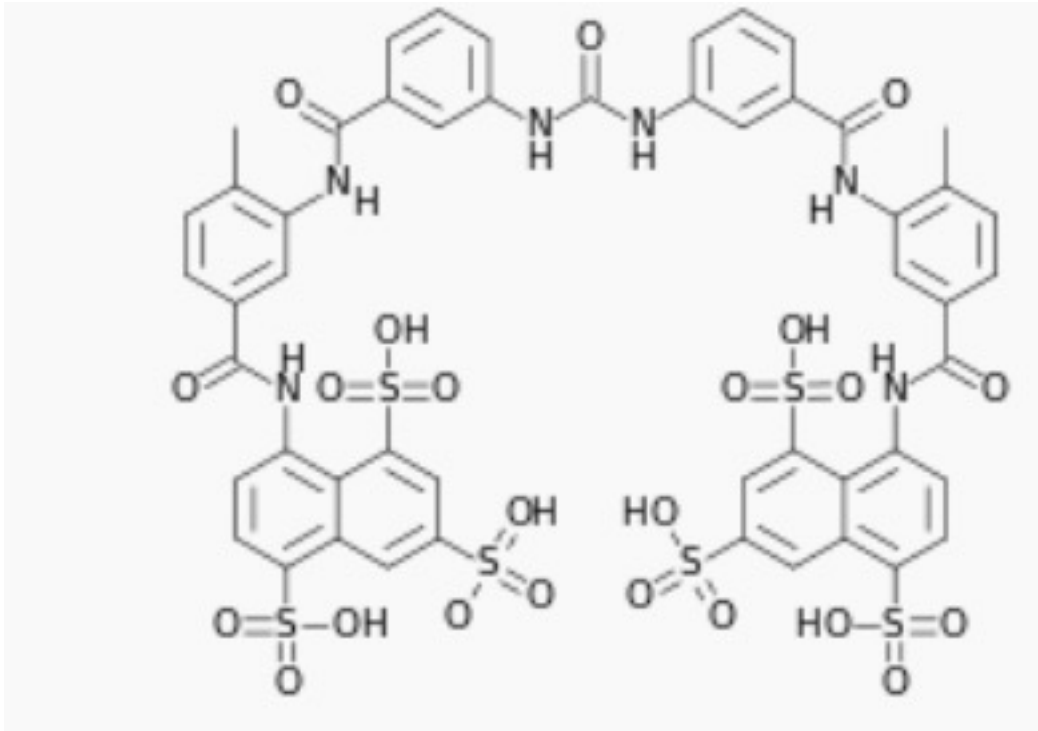
VOLUME 16 | MARCH 2016 | 177



- Nitrogenous bases of DNA
- Deoxyadenosine
- Deoxyguanine



Suramin: On WHO list of Essential Medicines needed in a Basic Health System



- Antiparasitic 1920s
- Potent RT inhibitor 1986
- P2Y Purinergic Receptor inhibitor
- Cancer therapy prostate cancer, HTLV-1 cancer Bladder Cancer
- Inhibit the binding of growth factors (TGF-beta, EGF, PDGF to their receptors and thus antagonize the ability of these factors to stimulate growth of tumor cells

- 21st Century AIDS Epidemic Creating Disease: Vaccines Masquerading as Curative Therapies

Antiviral Research

Volume 7, Issue 1, January 1987, Pages 1–10

Editorial

Suramin in the treatment of AIDS: Mechanism of action

Erik De Clercq

Rega Institute for Medical Research, Katholieke Universiteit Leuven, B-3000 Leuven, Belgium

Received 14 April 1986, Accepted 17 April 1986, Available online 12 November 2002

[Show less](#)

[AIDS](#). 2016 Sep 24;30(15):2289-98. doi: 10.1097/QAD.0000000000001201.

Standard vaccines increase HIV-1 transcription during antiretroviral therapy.

Yek C¹, Gianella S, Plana M, Castro P, Scheffler K, Garcia F, Massanella M, Smith DM.

Author information

Abstract

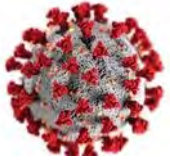

OBJECTIVES: Curative strategies using agents to perturb the HIV reservoir have demonstrated only modest activity, whereas increases in viremia after standard vaccination have been described. We investigated whether vaccination against non-HIV pathogens can induce HIV transcription and thereby play a role in future eradication strategies.



Kinetics and Intensity of Anti-viral Response Holistic Intervention

Prophylaxis

Vitamin C
Vitamin D
CBAs
Melatonin
Curcumin

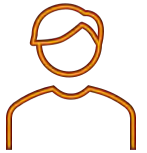


Prophylaxis

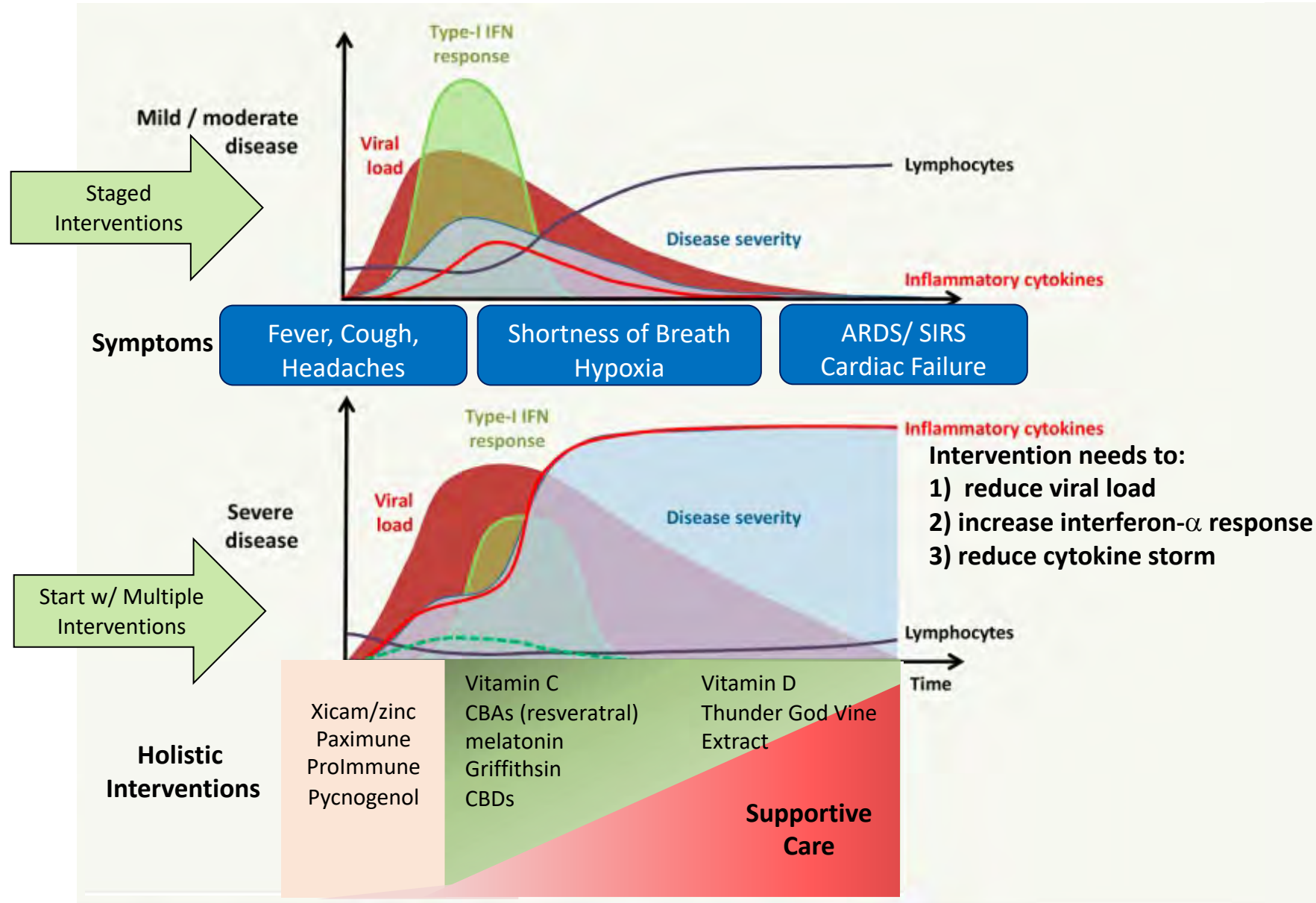
Vitamin C
Vitamin D
Curcumin
CBAs
melatonin
CBDs
Zinc



At risk

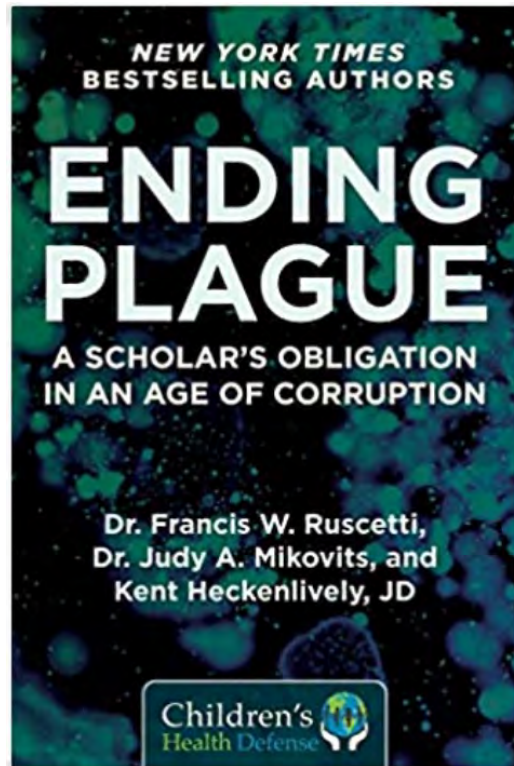


Genetic
susceptibility



Holistic Therapies for Diseases associated with Retroviruses

Xicam/Cold-eze or 100 mg zinc	Zinc block virus binding & replication
Paximune	Bovine IFN- α
ProlImmune	Glutathione precursors; anti-oxidant
Pycnogenol	Natural ACE inhibitor from pine bark extract
Curcumin	Active component of tumeric
Vitamin C (500 mg)	Anti-oxidant
Carbohydrate Binding Antigens (Reservacel/ Tegreen)	CBAs including catechins, proanthocyanidin complexes, grapeseed extract
Melatonin (5 mg)	anti-inflammation, anti-oxidation and immune enhancing features
Cannabidiols (Hemp on Demand)	Highly bioavailable CBD that reduces cytokine response and lung inflammation
Vitamin D (5000 U)	Induces Gelsolin which is regulator of the immune response and reduces organ failure
Thunder God vine Extract	contains Celastrol, a natural IL6 inhibitor used



Plandemic and Beyond: COVID19 A Scholar's Obligation in an Age of Corruption

- Obligation to Educate
- Opportunity to learn
 - Recognize how the criminal forces of Media, FDA, CDC, NIH lawyers conspire to perpetrate fraud

OPPORTUNITY TO FORM ALLIANCES!
***Together we can END FOREVER the Century-Long
PLAGUE of CORRUPTION***

Dr. Judy A. Mikovits
PhD Biochemistry Molecular Biology
www.plaguethebook.com
805-797-6967